



Technical Data

Phonak Cassia

Phonak Cassia microM

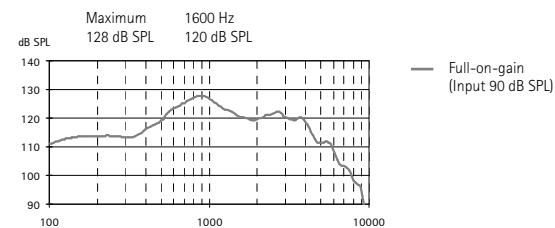
Small micro BTE, battery size 312 (for fitting range, product details and available options, please see Product Information or visit www.phonakpro.com).

Unless otherwise specified, all data obtained are measured in a closed configuration with a straight measurement micro tube (Art. No. 004-1393) and a coupling disc (Art. No. 002-0412) onto a HA-1 coupler (ANSI-S3.7-1995) or an occluded-ear simulator (EN 60711, coupling arrangement according to fig. 4 in the test standard), and in the Phonak Target measurement settings. For further information refer to the Fit'nGo micro Kit instructions.

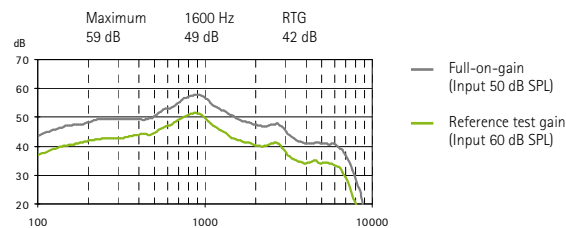
Ear simulator data

EN / IEC 60118 and IEC 60711

Output sound pressure level



Acoustic gain



Frequency range	<100 Hz - 7200 Hz		
Total harmonic distortion	500 Hz	800 Hz	1600 Hz
	2%	0.5%	1%
Battery current	Quiescent	Working	
	1.1 mA	1.1 mA	
Equivalent input noise level	19 dB SPL		

Dynamic data

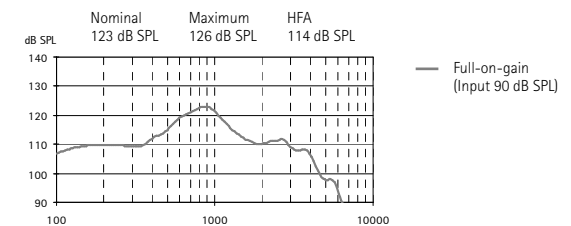
Compression	Attack time	Recovery time
	1 ms	50 ms

Note: Using pure tone measurements with a digital hearing instrument can result in a wavy frequency response. This is an artifact resulting from the use of a narrowband input signal and does not effect the actual performance with naturally occurring broadband input signals.

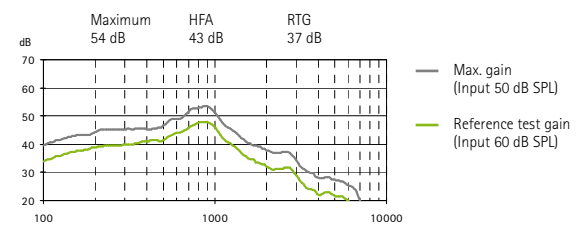
2cm³ coupler data

ANSI S3.22-2003

Output sound pressure level



Acoustic gain

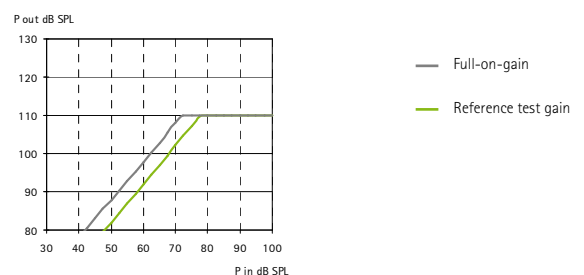


Frequency range	<100 Hz - 6800 Hz		
Total harmonic distortion	500 Hz	800 Hz	1600 Hz
	2%	0.5%	1%
Equivalent input noise level	19 dB SPL		

Dynamic data

Compression	Attack time	Recovery time
	1 ms	50 ms

Input / Output characteristics at 2000 Hz



PHONAK